

BA, BB, BC

Operation:

The flow limiters work on a pure mechanical base and do not require any external power source.

The cross sectional area, available to the flowing medium, will change with pressure changes in that way, that an almost constant flow stream can be maintained.

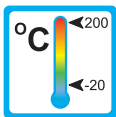


Application

The flow limiters model BA, BB and BC are used to maintain a constant or restrict a flow stream of liquids.

The flow limiters are employed, besides other applications, in the following areas:

- Water treatment
- Irrigation
- Sanitary installations



Features

The flow limiters work in the control pressure range of 2 to 10 bar.

Further features of these sturdy units are:

- any mounting position
- high functional reliability
- suitable for hotwater
- Thread connections

Installation hints

The installation of the limiters can be done in any way in the system. The flow direction must be observed.

The limiters must not be used as supporting part in a pipe structure.

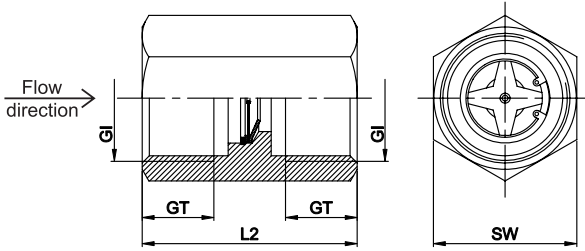
The liquid must not contain any solid particles!

We recommend the installation of strainers, model SFD or SFM.



Technical data

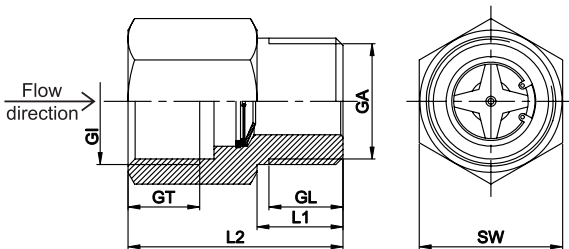
BA



Type	GI1	GI2	GT [mm]	SW [mm]	L2 [mm]	Weight [g]
BA	G 1/2"	G 1/2"	14	27	43	72
BA	G 3/4"	G 3/4"	15	30	45	125

Ranges: 1 - 30 l/min in 1 l/min - steps

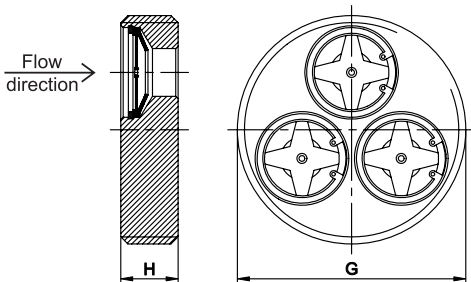
BB



Type	GI/GA	GT [mm]	GL [mm]	SW [mm]	L1/L2 [mm]	Weight [g]
BB	G 1/2"	14	14	24	16/43	71
BB	G 3/4"	15	15,5	30	18/45	135

Range: 1 - 30 l/min in 1 l/min - steps

BC



Type	G	H [mm]	Q _{min} * [l/min]	Q _{max} * [l/min]	Weight [g]
BC	G 3/4"	12	1	30	25
BC	G 1 1/2"	12	3	90	104
BC	G 2"	15	5	150	190
BC	G 2 1/2"	15	9	270	290
BC	G 3"	15	13	390	375

* from Q_{min} to Q_{max} in 1l/min - steps

Operating data	BA		BB		BC	
min. control pressure	2 bar					
max. control pressure	10 bar					
Accuracy:	up to 2 l/min: ± 15% of nominal value, from 3 l/min: ± 10% of nominal value					
Temperature max.:	200 °C					
Material:	brass	stainless steel	brass	stainless steel	brass	stainless steel
Body:	brass	1.4305	brass	1.4305	brass	1.4571
Star:	1.4310		1.4310		1.4310	
Cone:	1.4301		1.4301		1.4301	
Rivet:	1.4301		1.4301		1.4301	
Retainerring:	1.4121		1.4121		1.4121	

Begrenzer 2 0007 04-10 E M

